



2024-25

# **GRADUATES EXIT**

## **SURVEY REPORT**

TABLE OF CONTENTS		Page
Executive Summary		1
2023-24 Graduate Outcome Benchmarks		2
Research Introduction and Methodology		3
Graduate Characteristics		3
Age		3
Ethnicity		4
Gender		4
Area of Residence		4
Summary of Graduates and Awards Earned from 2020-21 through 2023-24		5
2023-24 Graduates – Plans after MPCC		6
Evaluation of Services		6
Instructional Services		7
Quality of Service		7
Learning Outcomes		7
Employment Status of Graduates		8
Graduate Employer Survey Findings		9
Employer Assessment of Training Chart		10
MPCC Mission Statement		10

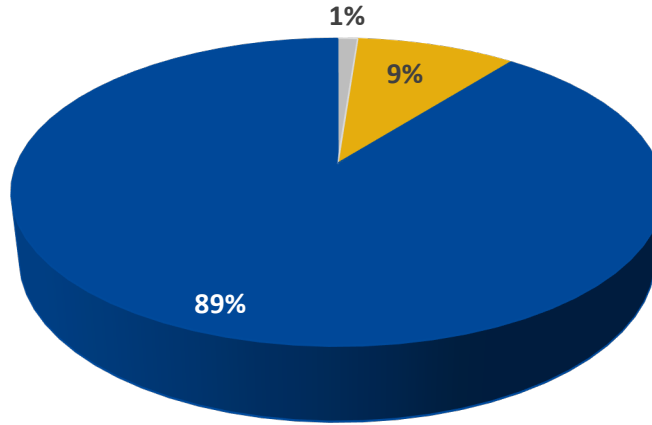
## Executive Summary

Mid-Plains Community College had 329 graduates earn 357 awards during the 2023-24 academic year: 258 associate degrees, 68 diplomas, and 31 certificates. The percentage of total graduates from Nebraska was 78.4%; and 66.9% resided in the MPCC 18-county service area. Out of 329 students, 180 completed a graduate survey; and 40 out of 91 employers completed a graduate employer survey. The response rate for the graduate survey was 54.7%, and the response rate for the employer survey was 44.0%.

The graduates consistently rated their experiences at the college as good or very good. When rating the college on *Usefulness of Training*, 77.7% of the students who responded rated it as good or very good.

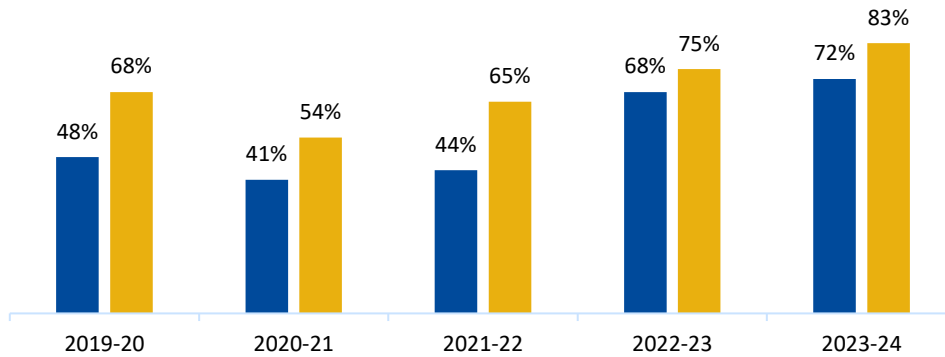
Mid-Plains Community College is continuing to ***transform lives through exceptional learning opportunities for individual student success*** and helping to provide quality personnel for industries and employers in southwest and west-central Nebraska and beyond.

## 2023-24 Graduate Outcome Benchmarks



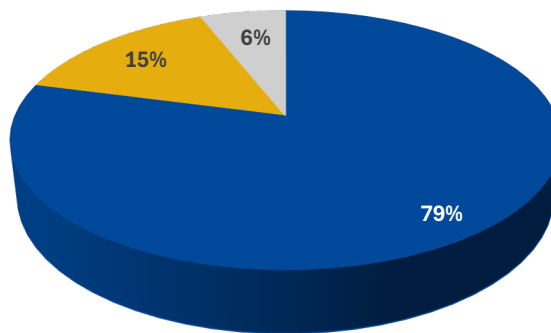
Very Poor/Poor    Average    Very Good/Good

### Technical Graduates Employment



■ % Employed in Training Related Jobs  
 ■ % Employed in Training Related Jobs and/or Continuing Education

### Technical Graduates Employment Location



■ In 18-county Service Area    ■ Inside Nebraska but outside Service Area    ■ Outside Nebraska

Source: Office of Institutional Research and Planning; 2023-24, Graduate Survey (7/20/2024).

## Introduction

Each year the college conducts a graduate survey to assess academic outcomes and gather information on employment secured by graduates. This survey is completed by students immediately upon successful completion of their program of study and the results are presented here in the *Graduate Exit Survey Report*, in the Spring, in the *Graduates at Work Report*, and in the *Student Experience Report*. The *Graduate Exit Survey* was designed by the MPCC Office of Institutional Research and Planning, with the help of the MPCC Career Services Center, and contains questions from the following categories:

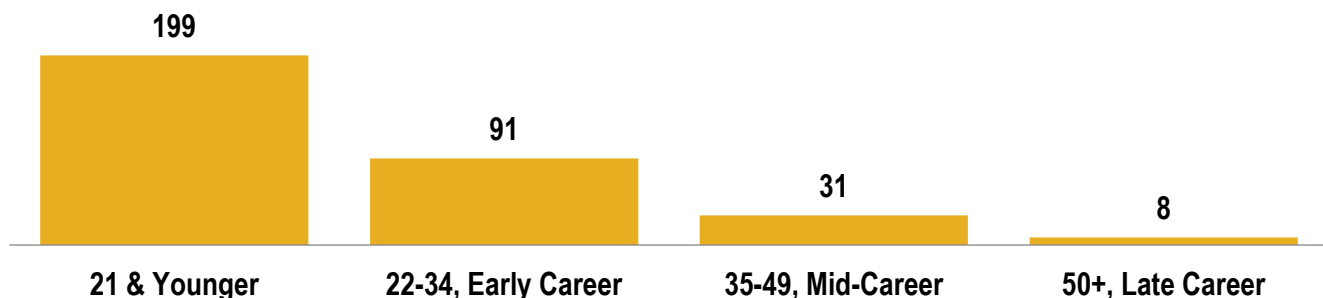
- ❖ General demographic information
- ❖ Information regarding graduate's plans
- ❖ Employment information, and
- ❖ Evaluation of college services

Any questions regarding this report may be directed to the MPCC Office of Institutional Research and Planning at 1101 Halligan Dr., North Platte, NE 69101, 308-535-3685, or [ir@mpcc.edu](mailto:ir@mpcc.edu).

## Graduate Characteristics

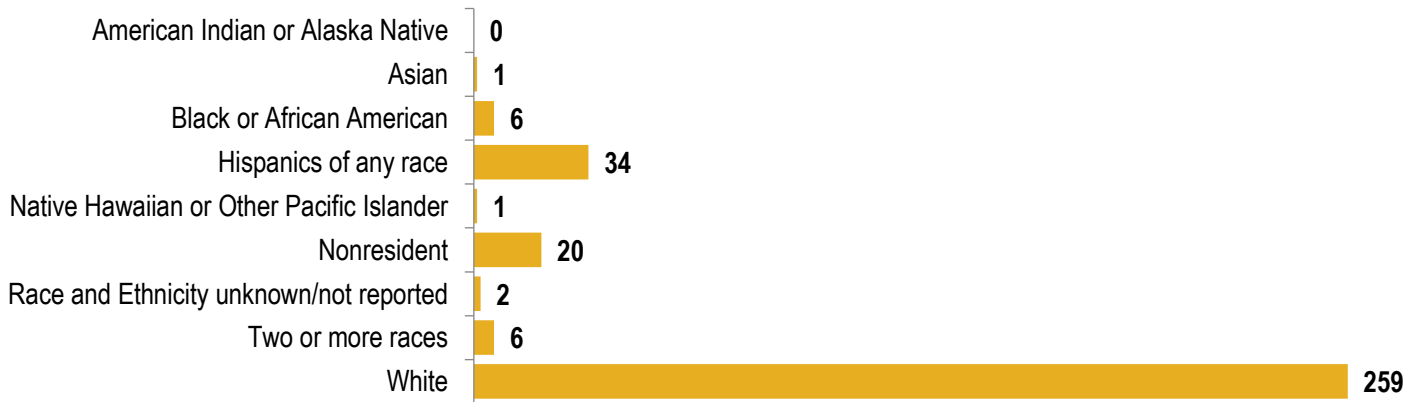
For the 2023-24 academic year, Mid-Plains Community College granted 357 awards, which included 258 degrees, 68 diplomas, and 31 certificates. Fifty-eight (58) awards were granted in July (7/28/2023), 76 in December (12/14/2023), 202 in May (5/9/2024), and 21 awards were granted in June (06/26/2024). These awards were conferred to 329 individual students, herein referred to as graduates. Demographic characteristics of graduates are illustrated below.

### 2023-24 Graduates - Age



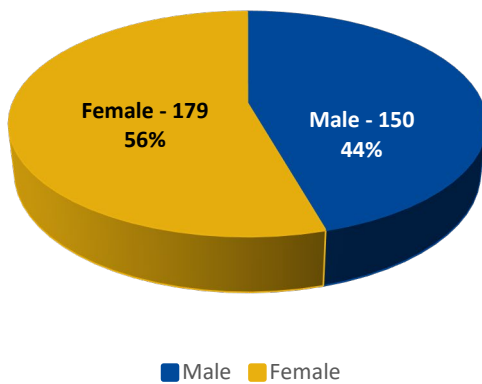
Source: Office of Institutional Research and Planning; 2023-24 Graduates by Date Conferred (8.13.2024).

### 2023-24 Graduates- Ethnicity



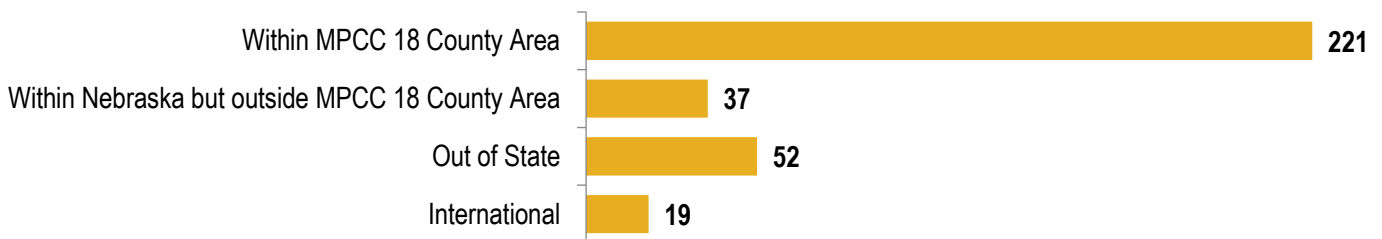
Source: Office of Institutional Research and Planning; 2023-24 Graduates by Date Conferred 8.13.2024).

### 2023-24 Graduates - Gender



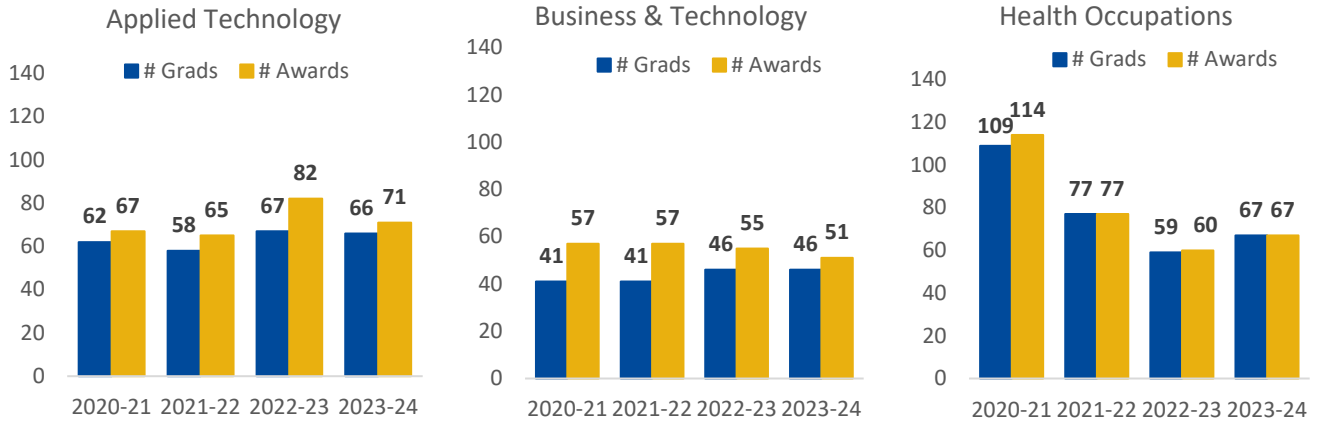
Source: Office of Institutional Research and Planning; 2023-24 Graduates by Date Conferred. (8.13.2024)

### 2023-24 Graduates- Area of Residence

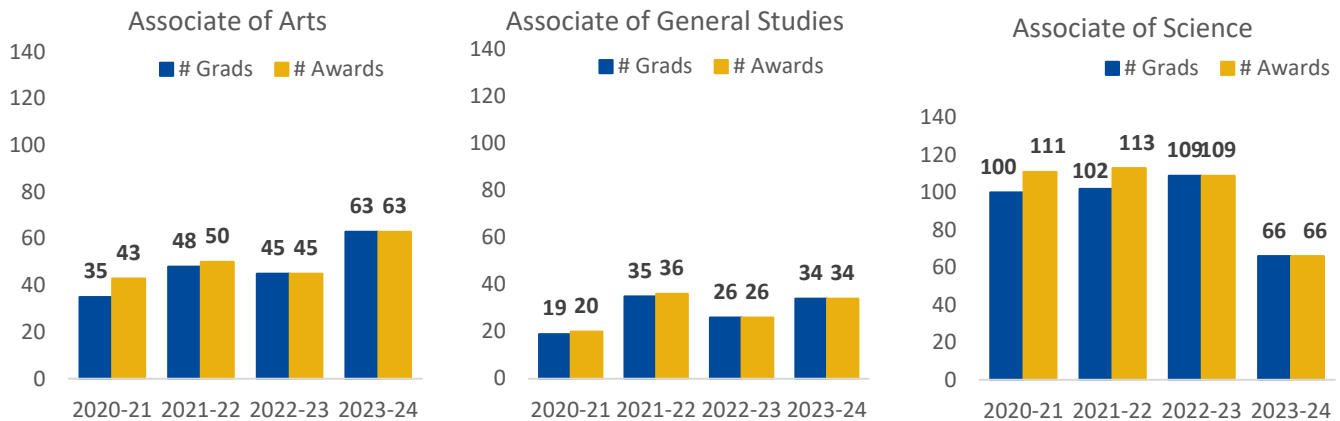


Source: Office of Institutional Research and Planning; 2023-24 Graduates by Date Conferred (8.13.2024).

### Summary of Graduates and Awards Earned from 2020-21 Through 2023-24



\*Note: Programs not included in visual are MPCC Early Childhood Education and Associate of Fine Arts.



Source: Office of Institutional Research and Planning; 2023-24 Graduates by Date Conferred (7.20.2024).

### 2023-24 Graduates- Plans after MPCC

- ❖ Out of 180 respondents, 155 (86.1%) believed their educational experience has helped or will help them with job opportunities, job advancement, job support, and/or provide other benefits.
- ❖ Of the respondents, 42 (23.3%) indicated that they either had or planned to change careers as a result of their education or graduation from MPCC; 133 (73.9%) had no plans to change careers, and 5 (2.8%) respondents chose not to answer.
- ❖ Of the 180 graduates who completed the survey, 94 (52.2%) were planning to continue their education within the next six months at a wide range of locations. MPCC was the most frequently named college with 19 (20.2%) of the graduates indicating it as their next college. The University of Nebraska at Kearney was second most mentioned college at 10 (10.6%). Fifty-five (55) (58.5%) listed a college other than UNK or MPCC.
- ❖ Of those planning to continue their education; 17 (18.1%) did not know or did not specify where they planned on attending college after graduation.

## Evaluation of Services

The following three categories provide a summary of graduate responses of their satisfaction with Instructional Services, College Services, and Student Learning Outcomes.

Instructional Services were rated on a 5-point scale:

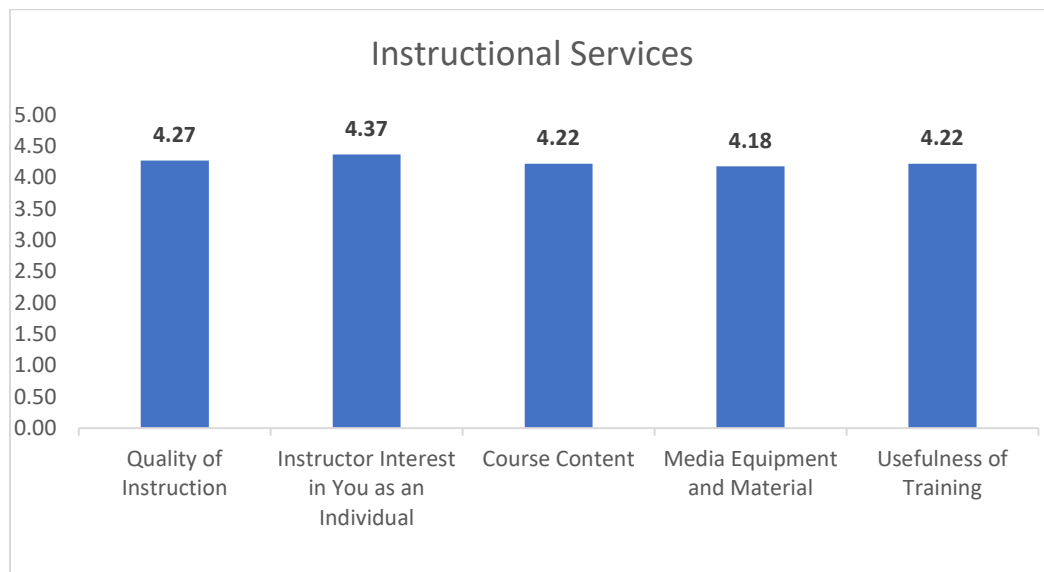
5=Very Satisfied, 4=Satisfied, 3=Neutral, 2=Dissatisfied, 1=Very Poor

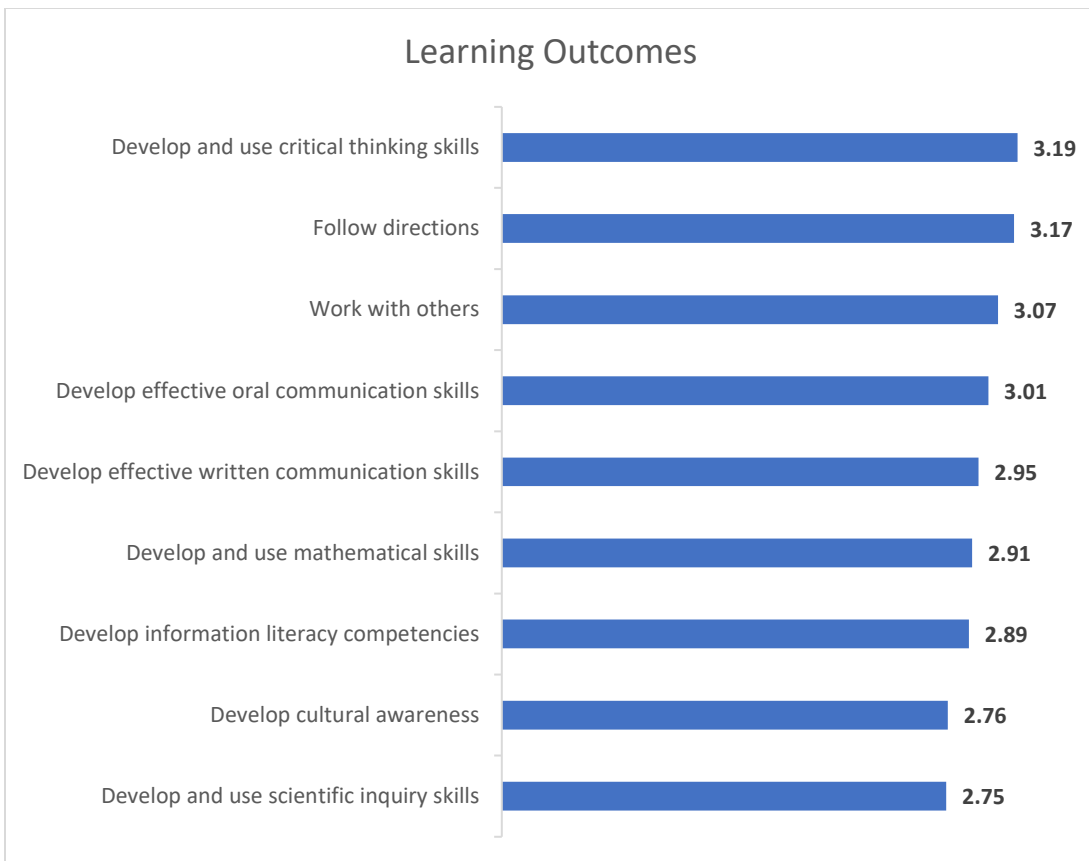
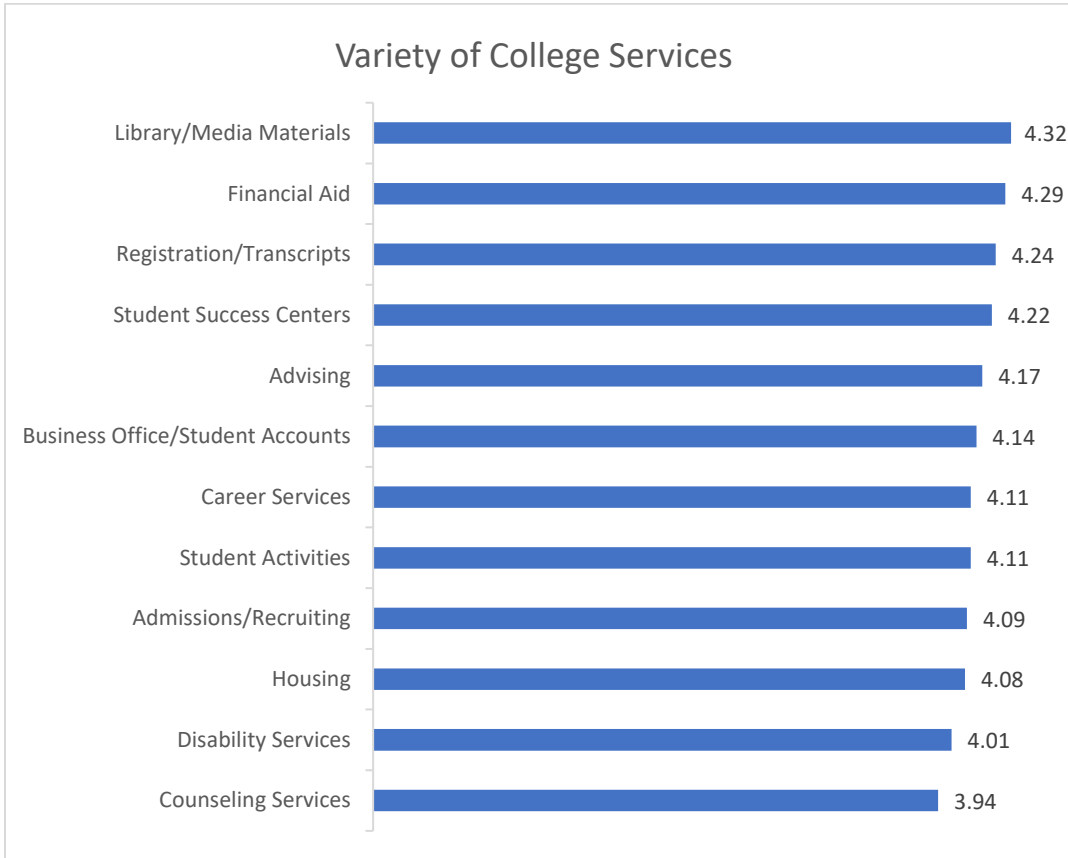
College Services were also rated on a 5-point scale with the option of marking 'N/A' if students did not utilize the particular service.

Student Learning Outcomes were rated on a 4-point scale:

4=Very Much, 3=Quite a Bit, 2=Some, 1=Very Little

- ❖ In the category of Instructional Services, the highest rated area was *Instructor Interest in You as an Individual* (4.37). *Classroom Technology* (4.18) was the lowest rated area of Instructional Services.
- ❖ In the category, Variety of College Services, graduates gave the highest rating to *Learning Commons: Library* (4.32) and the lowest rating to *Mental Health Counseling Services* (3.94).
- ❖ When asked about specific Learning Outcomes, graduates gave the strongest rating to *Developing and using critical thinking skills* (3.19). *Developing and using scientific inquiry skills* (2.75) had the lowest rating.





Source: Office of Institutional Research and Planning; 2023-24 Graduate Surveys

## Employment Status of Graduates

Of the 180 graduates who completed the survey, 138 (76.7%) indicated they were employed in some capacity, 39 (21.7%) indicated they were not employed at the present time, however, 30 (76.9%) of the unemployed were attending college. A summary of employment status results is presented below.

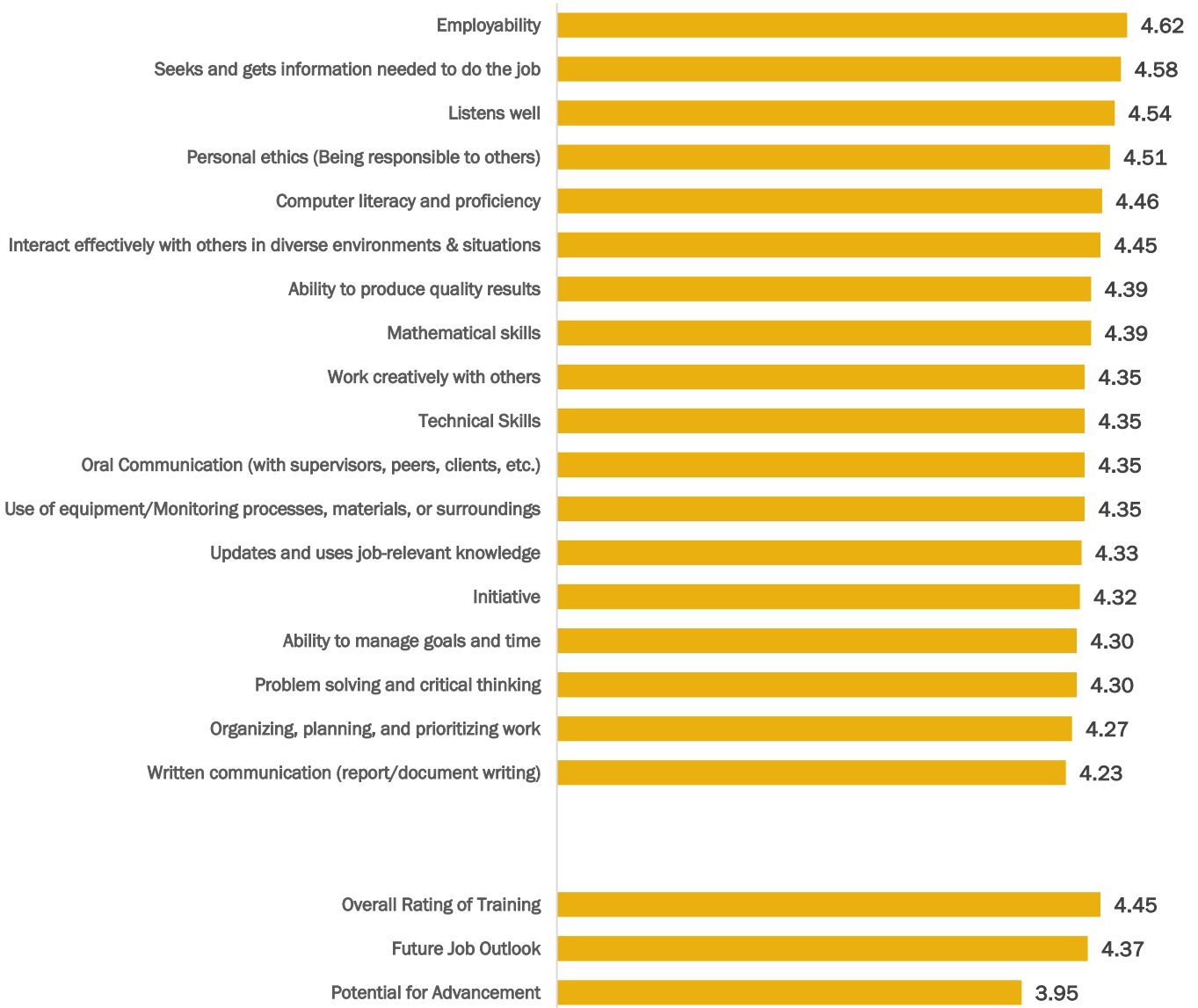
- ❖ Of those responding they were employed (138), 67 (48.6%) indicated their positions were full-time, 67 (48.6%) indicated their positions were part-time, and 4 (2.9%) did not respond.
- ❖ When employed respondents were asked if their current position **was a result** of their education at MPCC, 44 (31.9%) answered yes, 90 (65.2%) answered no, and 4 (2.9%) did not respond.
- ❖ When employed respondents were asked if their current position **was related to** their program of study at MPCC, 85 (61.6%) answered yes, somewhat related or closely related, 49 (35.5%) answered no, and 4 (2.9%) did not respond.
- ❖ Of the respondents who had indicated they were employed, 121 (8%) indicated their county or state of employment. There was a total of 110 (90.9%) respondents employed in Nebraska. Of those employed in Nebraska, 101 (91.2%) were employed inside the MPCC 18-county service area, and 9 (8.2%) were employed in Nebraska outside the MPCC service area. Eleven (11) respondents (9.1%) were employed out of state.
- ❖ Out of the 180 respondents, 39 (21.7%) indicated they were unemployed. Of the unemployed, 19 (48.7%) listed attending college as their reason for unemployment. Ten (10) students (25.6%) were actively seeking employment. None (0) of the unemployed (0%) were not available for employment. Students who did not state a reason for being unemployed totaled 10 (25.6%).

**Graduate Employer Survey Findings:** The following employment summary includes information on Technical Program Graduates and Transfer Graduates (graduates prepared to transfer to a 4-year college or university after completion of an associate degree) who reported being employed in some capacity on the Graduate Survey. Of the 130 who reported being employed, 91 gave permission to contact their employers. 40 (44.0%) of those employers completed and returned an Employer Survey. The items were rated on a scale of 1-5, with 1 being the lowest and 5 being the highest value.

5=Very Good, 4=Good, 3=Average, 2=Poor, 1=Very Poor

- ❖ When asked to rate the graduate's personal and technical skills, employers gave the strongest ratings in the categories of *Employability (4.62)*, *Seeks and gets information needed to do the job (4.58)*, *Listens well (4.54)*, *Personal ethics (Being responsible to others) (4.51)*, and *Computer literacy and proficiency (4.46)*.
- ❖ When employers were asked about the job outlook for future program students in their respective occupational field, the average overall rating was 4.37.
- ❖ Employers gave an average rating of 4.45 for graduate's overall training for the 2023-24 academic year.
- ❖ When asked how they would rate an individual's training in relation to other employees performing similar jobs, 21 (52.5%) employers said graduates were better prepared, 14 (35.0%) said both are about the same, 2 (5%) said they had no basis for comparison. 0 (0.0%) said graduates were less prepared, and 3 (7.5%) employers did not respond to the question.

## Employer Assessment of Training



### ***MPCC Mission Statement:***

***Transforming lives***

***through exceptional learning opportunities  
for individual student success.***

Mid-Plains Community College does not discriminate based upon any protected status.  
Please see [www.mpcc.edu/about/non-discrimination-policy.php](http://www.mpcc.edu/about/non-discrimination-policy.php).